

Ricoh Aficio
MP 6002/MP 7502/
MP 9002

Multifunction B&W

✓ Copier ✓ Printer ✓ Facsimile ✓ Scanner



MP 6002

60
ppm monochrome

MP 7502

75
ppm monochrome

MP 9002

90
ppm monochrome

Experience more power, more features in a sleek, compact, sustainable design

You may not be able to predict the future. But you can prepare for it. The RICOH® Aficio® MP 6002/MP 7502/MP 9002 combines user-friendly customization, access to cloud-based solutions and a sleek, easy-to-use design to streamline an array of everyday tasks efficiently. The services-led platform of the 60 ppm, 75 ppm and 90 ppm black-and-white multifunction devices offers advanced printing, copying, scanning, and distribution capabilities to ensure fast-moving, intuitive workflows that help reduce total cost of ownership. Choose the one that works best for you — as the primary system for your workgroup or as an integral part of the Ricoh Managed Document Services (MDS) strategy — and bolster productivity throughout your organization.

- Produce up to 90 prints/copies per minute
- Simplify complex tasks with exceptional multifunction performance
- Customize workflow to improve productivity
- Streamline administration with intuitive document management
- Protect documents and data



Smart technology designed for convenience

Accelerate workflow, enhance efficiencies

Be more productive

Choose from three speeds (60, 75 and 90-ppm) for reliable throughput that helps you transition from one job to the next with ease and efficiency. Users can consolidate tasks — including copying, printing and scanning — with the Aficio MP 6002/MP 7502/MP 9002. Start quickly and deliver first print times in as little as 2.9 seconds (90-ppm) on a wide range of paper stocks without compromising space or your budget. Extend productivity even further with optional faxing and finishing.



Control how you work

Take responsibility for improving workflow in your office. Powered by an enhanced controller, these intuitive MFPs maximize efficiency while minimizing impact on the environment. Scan to and print from a USB/SD card right from the control panel — no PC is required. Plus, Quota Setting allows administrators to set limits on output for individual users to curb excessive use.



Enjoy the comforts of home

Ricoh-customized efficiency is at your fingertips. Add frequently used functions as icon shortcuts directly to the full-color, animated home screen. Access cloud-based solutions or HotSpot printing quickly using the MFP Browser. You can attach an external keyboard via USB cable for more user-friendly navigation. In addition, you can return to the home screen at any time with convenient one-touch operation.



Protect the integrity of your business

Overwrite all stored data on the hard disk drive with standard DataOverWrite and encrypt the address book, authentication information and stored documents using standard HDD Encryption. Enhanced Encryption Level (AES256bit, SHA-2) offers safer, more secure encryption algorithms. Plus, standard Bates Numbering provides identification protection and automatic consecutive numbering of documents.






Manage more documents in less time

Powerful print performance

Print high-quality documents at high speeds. The versatile systems offer 1200 x 1200 dpi resolution for compelling output that is sure to impress. Schedule Print enables users to print larger jobs during off-peak hours to reduce network congestion. Use Auto Job Promotion to skip error print jobs. You can also preview PDF, JPEG and TIFF documents from a USB/SD card to minimize print errors.



Output on the go

Business moves fast — so should you. These flexible systems offer convenient mobile printing from most manufacturers' smartphones/tablets* and other web-enabled devices to ensure productivity in more places. Simply download their application and gain access to functions that streamline workflow and enhance efficiency.

*Download printing application from smartphone/tablet manufacturer website



Professional finishing options

Choose from a variety of impressive finishing options to ensure end-to-end document production in more settings, from smaller offices to Central Reprographic Departments. Use the 3,000-sheet multi-tray finisher with 50- or 100-sheet staple capacity to expedite larger jobs. The 2,000-sheet finisher with saddle-stitch stapler can produce professional-grade booklets. Take advantage of hole punching, multi-folding option, a user-assignable 9-bin mailbox and more to produce high-quality, finished documents on a wide range of paper stocks and sizes.



Choose your own functionality

Fast, easy scanning

These versatile systems offer advanced capabilities to improve the speed and security of scanning tasks. Enhanced Batch Scan lets users alternate between one- and two-sided scanning of original documents in a single job. The size of high-quality PDF files can be reduced significantly with JBIG2 compression support for faster, easier distribution. In addition, users can save scans as digitally signed PDFs or in PDF/A format to protect the data more efficiently and securely.



Cost-effective distribution

Share more information with more people. Scan full-color or black-and-white originals, access LDAP-registered directories and distribute a wide range of documents using scan to web-mail/e-mail/SMB/FTP/URL/NCP with incredible control and minimal effort. Plus, users can send scans and faxes simultaneously to streamline distribution.



User-friendly faxing

Speed communications while reducing costs with optional faxing capabilities. With IP Fax (T.38) and Internet Fax (T.37), users can distribute documents directly to e-mail addresses for more cost-effective delivery. Users can simplify inbound faxing as well. Faxes can be forwarded automatically to e-mail addresses, network folders or the system hard drive. Add faxing capabilities to your system to check, print, delete, retrieve, or download documents using your computer for paperless faxing that cuts steps and helps to reduce costs. In addition, several services-led platform Ricoh devices can be connected to share phone lines helping to reduce costs further.





Simplify the way you work

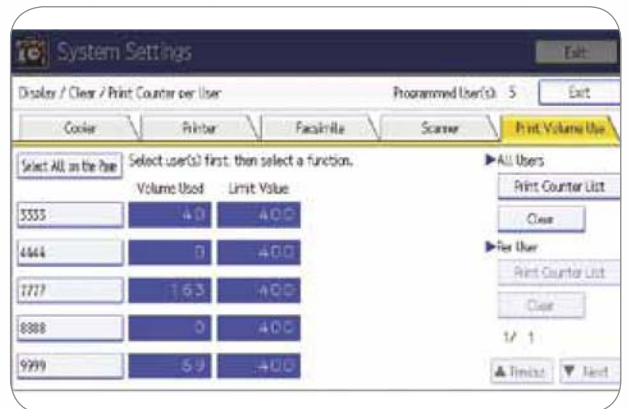
Embrace and enhance sustainability

With the new services-led platform, backed by Ricoh's environmental stewardship, these compact MFPs are designed with default duplex printing to reduce paper consumption significantly. Users can visualize cost and paper resources by displaying the Eco-Friendly indicator, showing the percentage of paper reduction achieved. With class-leading TEC values, these systems offer an energy consumption reduction while maintaining productivity. In addition, Ricoh is the first manufacturer to incorporate electric furnace melted steel sheets into our multifunctional devices. These sheets are made of 100% recycled steel, which help to reduce the consumption of environmental resources.



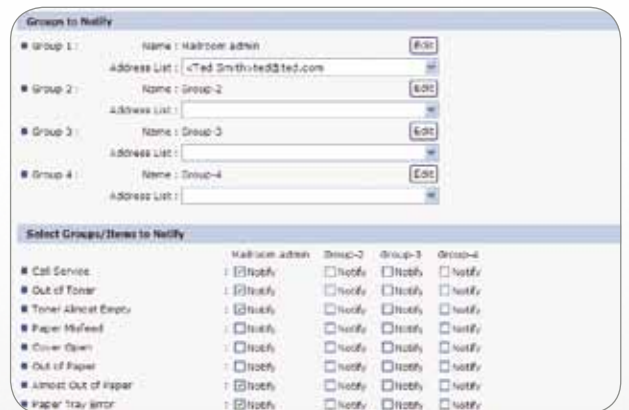
Manage users, maintain efficiency

Streamline fleet management with intuitive, unobtrusive administrative controls. Efficiently reset print volume counters automatically to manage excess print and copy costs for individual users or workgroups. Import and export preference settings – including applications, system settings and shortcuts – from other Ricoh services-led platform devices for fast, convenient deployments. Identify up to 1,000 user codes to check usage and status via SmartDeviceMonitor. Use banner page printing to separate print jobs to determine who printed each job.



Integrated device management

Integrated, scalable administrative controls can save time and help reduce costs. Use WebSmartDeviceMonitor from any web browser to configure and diagnose network devices remotely. Easy-to-use @Remote software automates service calls and simplifies the collection of critical device data. Plus, administrators can receive email alerts to ensure that devices are replenished with supplies promptly.



Big impact in a compact design



Ricoh Aficio MP 9002

- 1 Cover Interposer Tray CI4000 (Option)**
Add full-color or black-and-white covers and insert sheets with the Cover Interposer.
- 2 Multi-Fold Unit FD4000 (Option)**
Accommodate various folding needs with the flexible in-line Multi-Fold Unit. Available patterns include: Half-Fold, Letter Fold-in (Tri-fold), Letter Fold-out (Tri-fold), Gate-Fold, Double Parallel (Four-Fold) and Z-Fold.
- 3 2,000-Sheet Saddle-Stitch Finisher with 50-Sheet Stapler SR4070 (Option/shown)**
Also choose from two separate Finishers; SR4080 3,000-Sheet Finisher with 100-Sheet Stapler or SR4060 3,000-Sheet Finisher with 50-Sheet Stapler.
- 4 Large Capacity Tray RT4010 (Option)**
Increase total paper capacity to 8,300 sheets with the optional 4,000-sheet Large Capacity Tray (LCT).
- 5 Two 550-Sheet Paper Trays**
Standard paper capacity is an ample 4,300 sheets, which includes dual front-loading paper trays.
- 6 Automatic Document Feeder**
The one-pass color duplex scanning document feeder can scan up to 88 ipm simplex black-and-white and color and 176 ipm duplex black-and-white and color documents per minute.
- 7 Full-Color LCD Control Panel with USB/SD Slot**
Navigate from job to job easily with fingertip control via the intuitive angled control panel featuring a user-friendly slot for USB/SD cards.
- 8 Bypass Tray**
Copy up to 110 lb. Index through the 100-Sheet Bypass Tray
- 9 Tandem Paper Tray**
This tray holds 1,550 sheets in each of two compartments for a total capacity of 3,100 sheets. Load paper on-the-fly while copying/printing.
- 10 Normal/Reverse Grip Handles**
Easy grip handles on all paper trays allow any user to reload paper quickly and conveniently.

SYSTEM SPECIFICATIONS

Specifications

Memory (RAM)	Basic Models: 1 GB std/1.5 GB max
HDD	250 GB
First Copy Time	MP 6002: 3.9 seconds MP 7502: 3.2 seconds MP 9002: 2.9 seconds
Recovery Time to Print Ready Mode	MP 6002/MP 7502: 30 seconds
Copy Speed	MP 9002: 300 seconds
	60/75/90 copies/minute multiple sets (Letter LEF)
Original Size	Up to 11" x 17"
Copy Size	5.5" x 8.5" - 11" x 17"
Copy Resolution	True 600 x 600 dpi
Grayscale	256 levels
Zoom	25% - 400% in 1% increments
Paper Capacity	Standard: Tray 1: 1,550 sheets x 2 (tandem) = 3,100 (Letter); Trays 2 & 3: 550 sheets each (user adjustable) Bypass: 100 sheets Total Standard/Max: 4,300/8,300 sheets
Paper Weight	Trays 1 - 2: 52 - 169 g/m ² (14 lb. Bond - 45 lb. Bond) Tray 3: 52 - 216 g/m ² (14 lb. Bond - 80 lb. Cover)
Power Requirements	120V/60Hz/20A (Requires dedicated 20A outlet) MP 9002: 208-220V/60Hz/20A (Requires dedicated 20A outlet)
Typical Electricity Consumption (TEC)	MP 6002: SP version: 6.02 kWh Copier Basic: 6.66 kWh MP 7502: SP version: 6.83 kWh Copier Basic: 7.64 kWh MP 9002: SP version: 14.07 kWh Copier Basic: 15.83 kWh
Dimensions (WxDxH)	27.2" x 31.5" x 46.1" (690 x 799 x 1171 mm)
Weight	471.6 lbs. (214 kg)

System Accessories

Automatic Document Feeder (Standard)

Original Size	5.5" x 8.5" - 11" x 17"
Paper Weight	Simplex: 11 lb. - 34 lb. Bond (40 - 128 g/m ²) Duplex: 14 lb. - 34 lb. Bond (40 - 128 g/m ²)
Capacity	150 sheets (based on 20 lb. Bond - 75 g/m ²)

Options

RT4010 Large-Capacity Tray (LCT)

Paper Size	8.5" x 11"/A4 (LEF)
Paper Weight	14 - 34 lb. Bond (52 - 128 g/m ²)
Paper Capacity	4,000 sheets (20 lb. Bond - 75 g/m ²)
Dimensions (WxDxH)	12.36" x 18.03" x 25.94" (314 x 458 x 659 mm)

8.5" x 14" Paper Size Tray Type 9002

Enables legal-size (8.5" x 14") paper to be fed through LCT.	
Paper Size	8.5" x 14"/B4, 8.5" x 11"/A4 SEF
Paper Capacity	2,500 sheets (20 lb. Bond - 75 g/m ²)

CS4000 9-Bin Mailbox

Compatible with SR4060 and SR4070 Finishers.	
Number of Bins	9
Stack Capacity	100 sheets/bin (20 lb. Bond - 75 g/m ²)
Paper Size	5.5" x 8.5" - 11" x 17"

Copy Tray Type 9002

Paper Capacity	500 sheets (8.5" x 11", 8.5" x 15"), 250 sheets (5.5" x 8.5", 11" x 17")
----------------	---

11" x 17" Tray Type 9001

Enables 8.5" x 11" - 11" x 17" paper to be fed from Tray 1.	
Paper Size	11" x 17" SEF, 8.5" x 14" SEF, 8.5" x 11" x 17"
Paper Capacity	1,000 sheets

Cover Interposer Tray Type C14000

Compatible with all three finishers.	
Paper Size	5.5" x 8.5" - 11" x 17"
Paper Weight	17 lb. Bond - 110 lb. Index (64 - 216 g/m ²)
Paper Capacity	200 sheets (20 lb. Bond - 75 g/m ²)

FD4000 Multi-Folding Unit

Compatible with SR4080 and SR4070 only.

Folding Type

Single Sheet Mode	Z-Fold, Half-Fold, Letter Fold-in, Letter Fold-out, Double Parallel, Gate-Fold
Multiple Sheets Mode	Half-Fold, Letter Fold-in, Letter Fold-out. Up to 3 sheets

Paper Size

Single Sheet Mode	Z-Folding: 8.5" x 11" - 11" x 17" Half-Folding: 8.5" x 11" - 11" x 17" Letter Folding: 8.5" x 11" - 11" x 17" Double Parallel/Gate-Folding: 8.5" x 11"
Multiple Sheets Mode	Half-Folding: 8.5" x 11" - 11" x 17" Letter Folding: 8.5" x 11"

SR4070 2,000-Sheet Saddle-Stitch Finisher with 50-Sheet Stapler

Proof Tray	
Paper Size	5.5" x 8.5" - 11" x 17" (A5-A3) SEF
Paper Weight	14 lb. Bond - 90 lb. Index (52 - 128 g/m ²)
Stack Capacity	250 sheets (8.5" x 11" or smaller) 50 sheets (8.5" x 14" or larger) 30 sheets (Z-Fold/8.5" x 14" or larger) 20 sheets (Z-Fold/8.5" x 11" or smaller)

Shift Tray

Paper Size	5.5" x 8.5" - 11" x 17" (SEF)
Paper Weight	14 lb. Bond - 80 lb. Cover (52 - 216 g/m ²)
Stack Capacity	2,000 sheets (8.5" x 11" LEF) 1,000 sheets (8.5" x 11" SEF) 8.5" x 14" SEF, 11" x 17" SEF 100 sheets (5.5" x 8.5" SEF) 30 sheets (Z-Fold/8.5" x 14" or larger) 20 sheets (Z-Fold/8.5" x 11" or smaller)

Staple Capacity

Same Paper Size 50 sheets (8.5" x 11" or smaller)

Mixed Paper Size

Z-Fold Paper Only 5 sheets

Saddle-Stitch 15 sheets (8.5" x 11" SEF, 8.5" x 14" SEF, 11" x 17" SEF)

Staple Position Top, Bottom, 2 Staples, Top Slant Booklet

Dimensions (WxDxH) 25.9" x 24.1" x 37.8" (657 x 613 x 960mm)

Punch Unit Type 3260

(For use on SR4060/4070 finishers)

Hole Positions 2 or 3 holes

Paper Size 5.5" x 8.5" - 11" x 17"

Paper Weight 14 lb. Bond - 90 lb. Index (52 - 163 g/m²)

SR4080 3,000-Sheet Finisher with 100-Sheet Stapler

Proof Tray	
Paper Size	5.5" x 8.5" - 11" x 17" (A5-A3) SEF
Paper Weight	14 lb. Bond - 80 lb. Cover (52 - 216 g/m ²)
Stack Capacity	500 sheets (8.5" x 11" or smaller) 250 sheets (8.5" x 14" or larger) 30 sheets (Z-Fold)

Shift Tray

Paper Size	5.5" x 8.5" - 11" x 17" (A5-A3) SEF
Paper Weight	14 lb. Bond - 110 lb. Index (52 - 216 g/m ²)
Stack Capacity	3,000 sheets (8.5" x 11" LEF) 1,500 sheets (8.5" x 11" SEF) 8.5" x 14" SEF, 11" x 17" SEF 500 sheets (5.5" x 8.5" LEF) 100 sheets (5.5" x 8.5" SEF) 30 sheets (Z-Fold)

Staple Capacity

Same Paper Size 100 sheets (8.5" x 11")

Mixed Paper Size 50 sheets (8.5" x 14", 11" x 17")

Z-Fold Paper Only 10 sheets

Staple Positions Top, Top Slant, Bottom, 2 Staples

Dimensions (WxDxH) 31.5" x 28.7" x 38.6" (800 x 730 x 980mm)

Punch Unit Type 1075

Hole Positions	2 or 3 holes
Paper Size	5.5" x 8.5" - 11" x 17"
Paper Weight	14 lb. Bond - 90 lb. Index (52 - 162 g/m ²)

SR4060 3,000-Sheet Finisher with 50-Sheet Stapler

Proof Tray	
Paper Size	5.5" x 8.5" - 11" x 17" SEF
Paper Weight	14 lb. Bond - 90 lb. Index (52-163 g/m ²)
Stack Capacity	250 sheets (8.5" x 11" or smaller) 50 sheets (8.5" x 14" or larger)

Shift Tray

Paper Size	5.5" x 8.5" - 11" x 17" SEF
Paper Weight	14 lb. Bond - 80 lb. Cover (52 - 216 g/m ²)
Stack Capacity	3,000 sheets (8.5" x 11" LEF) 1,500 sheets (8.5" x 11" SEF) 8.5" x 14" SEF, 11" x 17" SEF 100 sheets (5.5" x 8.5" SEF)

Staple Capacity

Same Paper Size 50 sheets (8.5" x 11" or smaller)

Mixed Paper Size 30 sheets (8.5" x 14" or larger)

Staple Positions Top, Bottom, 2 Staples, Top Slant

Dimensions (WxDxH) 25.9" x 24.1" x 37.8" (657 x 613 x 960mm)

GBC StreamPunch III

Paper Size	8.5" x 11" LEF
Paper Weight	20 lb. Bond - 110 lb. Index (75 - 216 g/m ²)
Die Sets	CombBind*, Twin Loop Wire (2:1 or 3:1), ColorCoil*, VeloBind*, Three-Ring, ProClick*

BK5010e Production Booklet Maker

Paper Size	8.5" x 11" - 11" x 17"
Paper Weight	16 lb. Bond - 110 lb. Index (60 - 216 g/m ²)

Print Controller Specifications

(Standard on Print/Scan Configuration/Option on Copier Basic Configuration)	
Print Speed	MP 6002: 60 ppm MP 7502: 75 ppm MP 9002: 90 ppm
CPU	Intel Celeron M 1.0 GHz
Host Interface	Standard: 10Base-T Ethernet/100Base-TX Ethernet, USB 2.0, SD Card Interface Optional: IEEE 1284 (Parallel), IEEE 802.11a/b/g (Wireless LAN), Bluetooth, Gigabit Ethernet
Network Protocol	TCP/IP (IPv4/IPv6), IPX/SPX
*Requires Network Option	
Memory Capacity	1.5 GB
PDL	Standard: PCL5e, PCL6 Optional: Adobe PostScript 3*
Print Resolution	PCL5e: 300/600 dpi PCL6: 600/1200 dpi PS 3: 300/600/1200 dpi PCL5e/PCL6 /PS3
Drivers	

Scanner Specifications

(Standard on Print/Scan Configuration/Option on Copier Basic Configuration)	
Scan Speed	B/W 200 dpi (LT): 88 ipm (Simplex)/176 ipm (Duplex) B/W 300 dpi (LT): 88 ipm (Simplex)/176 ipm (Duplex) Color 200 dpi (LT): 88 ipm (Simplex)/176 ipm (Duplex) Color 300 dpi (LT): 88 ipm (Simplex)/120 ipm (Duplex)
Optical Resolution	100 dpi - 600 dpi (100 - 1200 dpi with TWAIN)
Output Format	Single Page: TIFF/JPEG, PDF, High Compression PDF, Encrypt PDF, PDF/A Multi Page: TIFF, PDF, High Compression PDF, Encrypt PDF, PDF/A
Interface Support	Standard: 10Base-T Ethernet/100Base-TX Ethernet; Optional: IEEE 802.11a/b/g, Gigabit Ethernet
Drivers	Network TWAIN Driver and WIA Driver*
Scan-to-E-mail	Yes (up to 500 addresses per send)
LDAP Support	Yes (Version 3)
Max Stored Destinations	2,000
Authentication	SMTP/POP before SMTP
Scan-to-Folder	Yes (up to 50 folders per job)
Protocol Support	SMB, FTP, NCP (requires network option)
Scan-to-Media	USB/SD Card
*Download driver from website.	

Facsimile Specifications (Optional)

Type	ITU-T (CCIT) G3, Additional G3 (Optional)
Circuit	PSTN, PBX
Resolution	200 x 100 dpi (Standard Mode); 200 x 200 dpi (Detail Mode); 200 x 400 dpi (Fine Mode); 400 x 400 dpi (Super Fine Mode; available with optional SAF memory)
Modem Speed	33.6 Kbps with auto fallback
Compression Method	MH, MR, MMR, JBIG
G3 Transmission Speed	Approximately 2 seconds/page (with JBIG); Approximately 3 seconds/page (with MMR)
Scan Speed	0.70 seconds/page (Standard/Detail/Super Fine Mode; LTR SEF)
Auto Dialing	2,000 Quick Dials, 100 Group Dials (500 locations each)
SAF Memory Capacity	Standard: 4 MB (Approximately 320 pages); Maximum: 28 MB (approximately 2,240 pages) with memory option
Additional Modes	Internet Fax by e-mail (T.37), IP Fax (T.38), LAN Fax, Fax Forward to E-mail/Folder, LDAP support
Options	G3 Interface Unit Type 9002 (provides one additional G3 line; up to two lines may be added for a maximum of three lines); Memory Unit Type B (32 MB for fax option), Fax Connection Unit Type E

Accessories

Copy Connector Type 3260, VM Card Type U*, Gigabit Ethernet Type B, IEEE802.11a/g Interface Unit J, PostScript3 Unit Type 9002, SD Card for NetWare Printing Type L, Browser Unit Type J, Bluetooth Interface Type D

*Copier basic Configuration

For maximum performance and yield, we recommend using genuine Ricoh parts and supplies